

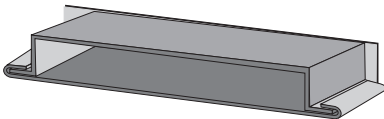
DÖŞEME ALTI KANAL SİSTEMİ / UNDERFLOOR TRUNKING SYSTEM

| Ürün Kodu / Product Code | (W) En | (H) Yükseklik | (T) Kalınlık | Ürt. Ağırlık | (L) Boy |
|--------------------------|--------|---------------|--------------|--------------|---------|
|                          | Width  | Height        | Thickness    | Mnf. Weight  | Length  |
| Pregalvaniz (PG)         | (mm)   | (mm)          | (mm)         | (kg/mt)      | (mm)    |
| EK DAK 80-30-10 PG       | 80     | 30            | 1,00         | 2,60         | 2500    |
| EK DAK 80-30-12 PG       | 80     | 30            | 1,20         | 3,10         | 2500    |
| EK DAK 120-30-10 PG      | 120    | 30            | 1,00         | 3,20         | 2500    |
| EK DAK 120-30-12 PG      | 120    | 30            | 1,20         | 3,80         | 2500    |
| EK DAK 160-30-10 PG      | 160    | 30            | 1,00         | 3,70         | 2500    |
| EK DAK 160-30-12 PG      | 160    | 30            | 1,20         | 4,43         | 2500    |
| EK DAK 200-30-10 PG      | 200    | 30            | 1,00         | 4,64         | 2500    |
| EK DAK 200-30-12 PG      | 200    | 30            | 1,20         | 5,56         | 2500    |
| EK DAK 240-30-10 PG      | 240    | 30            | 1,00         | 5,30         | 2500    |
| EK DAK 240-30-12 PG      | 240    | 30            | 1,20         | 6,42         | 2500    |
| EK DAK 300-30-12 PG      | 300    | 30            | 1,20         | 7,45         | 2500    |
| EK DAK 300-30-15 PG      | 300    | 30            | 1,50         | 9,30         | 2500    |
| EK DAK 80-40-10 PG       | 80     | 40            | 1,00         | 2,80         | 2500    |
| EK DAK 80-40-12 PG       | 80     | 40            | 1,20         | 3,40         | 2500    |
| EK DAK 120-40-10 PG      | 120    | 40            | 1,00         | 3,50         | 2500    |
| EK DAK 120-40-12 PG      | 120    | 40            | 1,20         | 4,10         | 2500    |
| EK DAK 160-40-10 PG      | 160    | 40            | 1,00         | 4,20         | 2500    |
| EK DAK 160-40-12 PG      | 160    | 40            | 1,20         | 4,99         | 2500    |
| EK DAK 200-40-10 PG      | 200    | 40            | 1,00         | 5,10         | 2500    |
| EK DAK 200-40-12 PG      | 200    | 40            | 1,20         | 6,10         | 2500    |
| EK DAK 240-40-10 PG      | 240    | 40            | 1,00         | 5,80         | 2500    |
| EK DAK 240-40-12 PG      | 240    | 40            | 1,20         | 6,98         | 2500    |
| EK DAK 300-40-12 PG      | 300    | 40            | 1,20         | 7,95         | 2500    |
| EK DAK 300-40-15 PG      | 300    | 40            | 1,50         | 9,90         | 2500    |

Döşeme Altı Kanal Aksesuarları / Underfloor Trunking Accessories

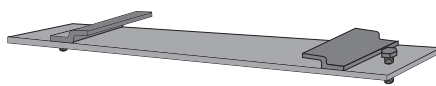
Döşeme Altı Kanal Sonlandırıcı

EK DSO



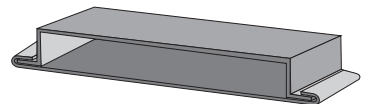
Döşeme Altı Kanal Seviye Ayarlayıcı

EK DSA



Döşeme Altı Ek Elemanı

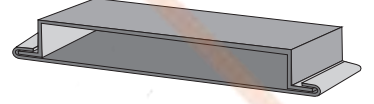
EK DBE



Döşeme Altı Kanal Aksesuarları / Underfloor Trunking Accessories

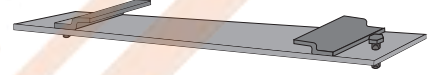
**DÖŞEME ALTI KANAL EK ELEMANI / UNDERFLOOR TRUNKING CONNECTOR**

| Ürün Kodu / Product Code | (W) En | (H) Yükseklik | (T) Kalınlık | Ürt. Ağırlık |
|--------------------------|--------|---------------|--------------|--------------|
|                          | Width  | Height        | Thickness    | Mnf. Weight  |
| Pregalvaniz (PG)         | (mm)   | (mm)          | (mm)         | (kg/adet)    |
| EK DBE 80-30 PG          | 80     | 30            | 1,20         | 0,16         |
| EK DBE 120-30 PG         | 120    | 30            | 1,20         | 0,20         |
| EK DBE 160-30 PG         | 160    | 30            | 1,20         | 0,24         |
| EK DBE 200-30 PG         | 200    | 30            | 1,20         | 0,28         |
| EK DBE 240-30 PG         | 240    | 30            | 1,20         | 0,32         |
| EK DBE 300-30 PG         | 300    | 30            | 1,20         | 0,38         |
| EK DBE 80-40 PG          | 80     | 40            | 1,20         | 0,18         |
| EK DBE 120-40 PG         | 120    | 40            | 1,20         | 0,22         |
| EK DBE 160-40 PG         | 160    | 40            | 1,20         | 0,26         |
| EK DBE 200-40 PG         | 200    | 40            | 1,20         | 0,30         |
| EK DBE 240-40 PG         | 240    | 40            | 1,20         | 0,34         |
| EK DBE 300-40 PG         | 300    | 40            | 1,20         | 0,40         |



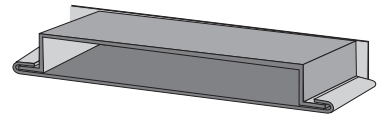
**DÖŞEME ALTI KANAL SEVİYE AYARLAYICI / UNDERFLOOR LEVEL ADJUSTER**

| Ürün Kodu / Product Code | (W) En | (H) Yükseklik | (T) Kalınlık | Ürt. Ağırlık |
|--------------------------|--------|---------------|--------------|--------------|
|                          | Width  | Height        | Thickness    | Mnf. Weight  |
| Pregalvaniz (PG)         | (mm)   | (mm)          | (mm)         | (kg/adet)    |
| EK DSA 160 PG            | 160    | 30            | 2,00         | 0,18         |
| EK DSA 200 PG            | 200    | 30            | 2,00         | 0,20         |
| EK DSA 240 PG            | 240    | 30            | 2,00         | 0,22         |
| EK DSA 300 PG            | 300    | 30            | 2,00         | 0,25         |



**DÖŞEME ALTI KANAL SONLANDIRMA / UNDERFLOOR TRUNKING STOPEND**

| Ürün Kodu / Product Code | (W) En | (H) Yükseklik | (T) Kalınlık | Ürt. Ağırlık |
|--------------------------|--------|---------------|--------------|--------------|
|                          | Width  | Height        | Thickness    | Mnf. Weight  |
| Pregalvaniz (PG)         | (mm)   | (mm)          | (mm)         | (kg/adet)    |
| EK DSO 80-30 PG          | 80     | 30            | 1,20         | 0,20         |
| EK DSO 120-30 PG         | 120    | 30            | 1,20         | 0,25         |
| EK DSO 160-30 PG         | 160    | 30            | 1,20         | 0,30         |
| EK DSO 200-30 PG         | 200    | 30            | 1,20         | 0,35         |
| EK DSO 240-30 PG         | 240    | 30            | 1,20         | 0,40         |
| EK DSO 300-30 PG         | 300    | 30            | 1,20         | 0,50         |
| EK DSO 80-40 PG          | 80     | 40            | 1,20         | 0,25         |
| EK DSO 120-40 PG         | 120    | 40            | 1,20         | 0,30         |
| EK DSO 160-40 PG         | 160    | 40            | 1,20         | 0,35         |
| EK DSO 200-40 PG         | 200    | 40            | 1,20         | 0,40         |
| EK DSO 240-40 PG         | 240    | 40            | 1,20         | 0,45         |
| EK DSO 300-40 PG         | 300    | 40            | 1,20         | 0,55         |



(80-240mm) Döşeme Altı Buat (Boş)

EK DBB



Plastik Priz Kasası

EK DPK



(80-240mm) Döşeme Altı Buat (Komple)

EK DKK

